

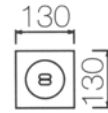
Recessed Downlight

Applications

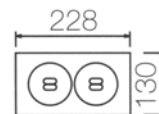

- A premium, aesthetically-pleasing design adjustable or fix recessed downlight, vertical lamp direction. Lumitron's LMDL-285 downlight, is suitable for compact fluorescent 8W up to 20W. Suitable for commercial lighting applications, exclusive residential projects, shopping arcades, hotels, restaurants, condominiums, and etc.

Specifications

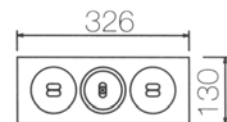
- Suitable for compact fluorescent 8W up to 20W.
- Reflector: heat resistant, high quality anodized aluminium.
- Trim: white polyester powder coating metal frame.
- Housing: white polyester powder coating metal body.
- Gearbox: mounted on top of housing made of steel with white polyester powder-coated.
- Mounting: recessed mounting by supporting clips and fasteners.
- ☐ Power factor correction capacitor for high power factor.
- Mounting: recessed mounting by employing supporting clips .
- Lampholders: E27



LMDL-285-1



LMDL-285-2



LMDL-285-3

Lumitron Ref.	Lamp Type	Lumen	Color Temp.	Base
LMDL-285-1	PLE 8W	400	2,700-6,500°K	E27
	PLE 11W	600	2,700-6,500°K	E27
LMDL-285-2	PLE 14W	790	2,700-6,500°K	E27
	PLE 18W	1,040	2,700-6,500°K	E27
LMDL-285-3	PLE 20W	1,200	2,700-6,500°K	E27